


QUARTERLY PHYSICAL REPORT OF OPERATION
As of June 30, 2022

Department: Department of the Interior and Local Government (DILG)
 Agency : Office of the Secretary
 Operating Unit: Central Office
 Organization Code (UACS) : 14 001 0100000

Particulars	UACS CODE	Physical Target (Budget Year)					Physical Accomplishment (Budget Year)					Variance	Remarks
		1st Quarter	2nd Quarter	3rd Quarter	4th Quarter	Total	1st Quarter	2nd Quarter	3rd Quarter	4th Quarter	Total		
1	2	3	4	5	6	7	8	9	10	11	12	13	14
LOCAL GOVERNMENT EMPOWERMENT PROGRAM	3101000000000000												
OO : Local Governance Improved													
Outcome Indicator													
1. Percentage of assisted LGUs that are implementing relevant policies, plans, programs/projects and/or systems on various governance areas		10% of 1,592 PCMs (excluding BARMM)	25% of 1,592 PCMs (excluding BARMM)	40% of 1,592 PCMs (excluding BARMM)	50% of 1,592 PCMs (excluding BARMM)	50% of 1,592 PCMs (excluding BARMM)	85% or 1,357 of 1,592 PCMs (excluding BARMM)	96.8% or 1,541 of 1,591 PCMs (excluding BARMM)			96.7% or 1,541 of 1,591 PCMs (excluding BARMM)	71.8%	Actual physical accomplishment exceeded the target by 1,143 PCMs, due to the expansion of targets by the implementing LGUs and other stakeholders.
Output Indicator													
1. Number of LGUs provided with pertinent capacity-building/TA services on various governance areas		1,592 PCMs (excluding BARMM)	1,592 PCMs (excluding BARMM)	1,592 PCMs (excluding BARMM)	1,592 PCMs (excluding BARMM)	1,592 PCMs (excluding BARMM)	1,592 PCMs (excluding BARMM)	1,591 PCMs (excluding BARMM)			1,591 PCMs (excluding BARMM)	-1	The variance of 1 LGU was due to the transfer of 1 LGU from Region XII - Cotabato City, which is now administratively part of the Bangsamoro Autonomous Region in Muslim Mindanao (BARMM).
LOCAL GOVERNMENT PERFORMANCE OVERSIGHT AND RECOGNITION AND INCENTIVES PROGRAM	3102000000000000												
OO : Local Governance Improved													
Outcome Indicators													
1. Percentage of LGUs that consistently receive awards/ incentives for good local governance					10% of 1,653 PCMs	10% of 1,653 PCMs							
2. Percentage of LGUs that passed the criteria for good governance				15% of 1,653 PCMs		15% of 1,653 PCMs							


Particulars	UACS CODE	Physical Target (Budget Year)					Physical Accomplishment (Budget Year)					Variance	Remarks
		1st Quarter	2nd Quarter	3rd Quarter	4th Quarter	Total	1st Quarter	2nd Quarter	3rd Quarter	4th Quarter	Total		
Output Indicators													
1. Number of LGUs provided with recognition/incentives in accordance to set timelines					All SGLG passers/PCF qualifiers	All SGLG/PCF passers							
2. Number of LGUs assessed on good local governance			1,653 PCMs			1,653 PCMs		1,715 PCMs (including BARMM)			1,715 PCMs (including BARMM)	62 PCMs	

Prepared By:


VIVIAN P. SUANSING
Director IV

2022-07-25 10:08:12

In coordination with:


ESTER A. ALDANA, CESO II
Assistant Secretary for Finance
and Comptrollership

2022-07-25 10:08:12

Approved By:


ATTY. BENJAMIN C. ABALOS, JR.
Secretary

2022-07-25 10:10:57

PHYSICAL REPORT OF OPERATIONS (BAR1)

As of June 30, 2022

Department : Department of the Interior and Local Government (DILG)

Agency : Office of the Secretary

Operating Unit: <not applicable>

Organization Code (UACS) : 14 001 01 00000

Particulars	Physical Targets (Budget Year)					Physical Accomplishments					Variance as of June 30, 2022	Remarks
	1st Quarter	2nd Quarter	3rd Quarter	4th Quarter	Total	1st Quarter	2nd Quarter	3rd Quarter	4th Quarter	Total		
1	3	4	5	6	7=3+4+5+6	8	9	10	11	12=8+9+10+11	13	14
PART B:												
Major Programs/Projects:												
I. LOCAL GOVERNMENT EMPOWERMENT PROGRAM												
1.1 Supervision and Development of Local Governments (ROs - regular funds)												
- No. of LGUs provided with technical assistance on accountable, transparent, participative and effective local governance	1,592 PCMs (excluding BARMM)	1,592 PCMs (excluding BARMM)	1,592 PCMs (excluding BARMM)	1,592 PCMs (excluding BARMM)	1,592 PCMs (excluding BARMM)	1,592 PCMs (excluding BARMM)	1,592 PCMs (excluding BARMM)			1,592 PCMs (excluding BARMM)	0	Completed
1.2 Strengthening of Peace and Order Councils (POCs)												
- Annual POC Performance Audit conducted	1				1	1	1			2	-1	Completed- CY 2019 to 2021 Peace and Order Council (POC) Performance Audit Tabletop Assessment For Regional Peace and Order Councils and Consolidation and Analysis of Nationwide Audit Results
- National POC and RPOC Cluster meetings conducted	1			1	2	1				1	0	
- Annual Program Evaluation and Strategic Planning conducted				1	1							
- No. of LGUs monitored and evaluated on their POPSP-PCMS Physical and Financial Plan * FY 2020												
* 2nd semester 2021	1,715				1,715	1375				1375	-340**	
* 1st semester 2022			1,715		1,715							**The remaining 340 LGUs have yet to submit their Reporting Form-1 to CO
- Skills Enhancement of POC Members and Secretariats conducted			1		1							

PHYSICAL REPORT OF OPERATIONS (BAR1)

As of June 30, 2022

Department : Department of the Interior and Local Government (DILG)

Agency : Office of the Secretary

Operating Unit: <not applicable>

Organization Code (UACS) : 14 001 01 00000

Particulars	Physical Targets (Budget Year)					Physical Accomplishments					Variance as of June 30, 2022	Remarks
	1st Quarter	2nd Quarter	3rd Quarter	4th Quarter	Total	1st Quarter	2nd Quarter	3rd Quarter	4th Quarter	Total		
1	3	4	5	6	7=3+4+5+6	8	9	10	11	12=8+9+10+11	13	14
- Orientation on POC Performance Audit conducted	1				1	1				1	0	Completed - Orientation conducted in three clusters via online platform
Locally-Funded Projects:												
1.3 Support for Local Governance Program (SLGP)												
Enhanced Overall Efficiency of the Local Government Structure and Strengthened Local Finances and Increased Fiscal Autonomy												
* Capacity development activities on enhancing overall efficiency of the local government structure and strengthening local finances and increasing fiscal autonomy												
- No. of regions capacitated		16			16		16			16		Completed
- No. of provinces capacitated		76			76		76			76		
- No. of LGUs capacitated			1,516		1,516		1516			1516		
* Development of communication briefs, strategies and materials on enhancing overall efficiency of the local government structure and strengthening local finances and increasing fiscal autonomy												
- No. of IEC materials developed		2		1	3		**			0	-2	**On-going procurement of CDP Handbook
Strengthened Local Finances and Increased Fiscal Autonomy												
* Monitoring and Evaluation activities in support to strengthening local finances and increasing fiscal autonomy												
- No. of activities conducted	1	1	1	1	4	1	1			2	0	Completed- Conducted coordination meetings with the regions and various offices (BLGD, LGA & OASPP) re: monitoring of the status of activities

PHYSICAL REPORT OF OPERATIONS (BAR1)

As of June 30, 2022

Department : Department of the Interior and Local Government (DILG)

Agency : Office of the Secretary

Operating Unit: <not applicable>

Organization Code (UACS) : 14 001 01 00000

Particulars	Physical Targets (Budget Year)					Physical Accomplishments					Variance as of June 30, 2022	Remarks
	1st Quarter	2nd Quarter	3rd Quarter	4th Quarter	Total	1st Quarter	2nd Quarter	3rd Quarter	4th Quarter	Total		
1	3	4	5	6	7=3+4+5+6	8	9	10	11	12=8+9+10+11	13	14
Strengthened Good Governance at the local level												
- No. of townhall meetings conducted				20	20							
- No. of citizens attended the virtual townhall meetings				10,000	10,000							
- Participatory Governance Cluster initiatives supported	1	(1)	(1)	(1)	1	(1)	1			1	0	Completed - Conducted PH-OGP Steering Committee Meeting on March 29, 2022
1.4 Civil Society Organization/Peoples Participation Partnership Program												
- No. of LRI teams trained	15				15	15				15	0	Completed
- No. of LRI trainings conducted	4				4	4				4	0	Completed
- No. of field officers trained on CSIS	45				45	71				71	26	Completed
- No. of municipalities covered by CSIS Service Delivery Baseline Data Collection (SDBDC)	15 mun				15 municipalities	15 municipalities				15 municipalities	0	Completed
- No. of utilization conferences conducted			15		15							
- No. of Local Governance Semestral Fora conducted			1		1							
- No. of LRIs provided with grants for technical assistance		10 LRIs			10 LRIs		*			0	10	*Moved to July 2022 - no LRIs/CSOs were given grants since the deadline for the submission of project proposals was extended until June 30, 2022 due to low turnout of applications
- No. of CSOs provided with grants for Participative Civil Society Organizations		5 CSOs			5 CSOs		*			0	5	
- No. of CSO-PPPP National Summit conducted				1	1							

PHYSICAL REPORT OF OPERATIONS (BAR1)

As of June 30, 2022

Department : Department of the Interior and Local Government (DILG)

Agency : Office of the Secretary

Operating Unit: <not applicable>

Organization Code (UACS) : 14 001 01 00000

Particulars	Physical Targets (Budget Year)					Physical Accomplishments					Variance as of June 30, 2022	Remarks
	1st Quarter	2nd Quarter	3rd Quarter	4th Quarter	Total	1st Quarter	2nd Quarter	3rd Quarter	4th Quarter	Total		
1	3	4	5	6	7=3+4+5+6	8	9	10	11	12=8+9+10+11	13	14
1.5 Improve LGU Competitiveness and Ease of Doing Business												
- No. of DILG Regional Focal Persons trained on BPLS/BPCO		16			16		92			92	76	Online training with pax from DILG provincial and selected LGUs
- No. of LGUs trained on Electronic/Integrated Business Permit and Licensing System (eBPLS/iBPLS)		10	118		128					0	-10	Postponed - downloading of funds is scheduled on the 3rd quarter, thus, training shall be conducted by the 2nd semester of 2022
- No. of LGUs trained on Streamlining Building Permit and Certificate of Occupancy				188	188							
- No. of LGUs trained on Rationalization of Fees and Charges (RFC)		15	95		110		**			0	-15	**Downloading of funds is scheduled in the 3rd quarter
- No. of LGUs trained on Updating of Local Revenue Code (LRC)		5	140		145		**			0	-5	**Cancelled - Change in priorities in line with the instructions of the new SILG to focus on digitalization.
- No. of LGUs trained on Repeal of Regulatory Policies		10	437		447		**			0	-10	**Downloading of funds scheduled in the 3rd quarter
- No. of LGUs trained on Streamlining of LGU Systems and Procedures		20	418		438		27			27	7	
- No. of LGUs trained on Strengthening Capacities of LGUs in Integration of Barangay Clearance in LGU Permitting Process		10	136		146		**			0	-10	**Downloading of funds scheduled in the 3rd quarter
- No. of LGUs monitored of LGU compliance on EODB			191		191							Other Accomplishments: - 1,516 LGUs monitored on Telco standard
- No. of LGUs trained on Advocacy and Managing Client Feedback through Rate My LGU Service				302	302							- 144 LGUs compliant to Telco standard
- No. of LGUs trained on Retooling of Skills of Workers to Adapt to the New Normal through Strengthening Initiatives for Balanced Growth and Opportunities at the Localities (SIBOL)			141		141							- Series of consultation meetings conducted a) development of the SIBOL Portal b) development of module for LEDIPO

PHYSICAL REPORT OF OPERATIONS (BAR1)

As of June 30, 2022

Department : Department of the Interior and Local Government (DILG)

Agency : Office of the Secretary

Operating Unit: <not applicable>

Organization Code (UACS) : 14 001 01 00000

Particulars	Physical Targets (Budget Year)					Physical Accomplishments					Variance as of June 30, 2022	Remarks
	1st Quarter	2nd Quarter	3rd Quarter	4th Quarter	Total	1st Quarter	2nd Quarter	3rd Quarter	4th Quarter	Total		
1	3	4	5	6	7=3+4+5+6	8	9	10	11	12=8+9+10+11	13	14
- No. of LGUs trained on Professionalizing LEDIPOs on Economic Recovery			223		223							
- No. of LGUs trained on Advocacy on Local PPP Engagement			80		80							
1.6 911 Emergency Services												
- % of emergency calls responded to and reported to appropriate responders and accredited Local Call Centers	100% of 6,579	100%	100%	100%	100%	144% or 9,475	162% or 10,671			153% or 20,146	53%	Completed - actual accomplishment is 53 percent above the target for the 2nd qtr
- No. of CapDev for 911 personnel conducted a. Call Handling Refresher Course		1 95 pax			1 95 pax		1 34 pax			1 34 pax	0	Completed
b. Non-Voice training			1 30 pax		1 30 pax							
- No. of Commissions Conference conducted	1	1	1	1	4	1	1			2	0	Completed - 12th Commission Conference (CC) was conducted virtually; 13th CC was conducted face-to-face
- No. of Local Call Centers institutionalized/ established	1	1	1	1	4	**	2			2	0	***There are three pending requests from different LGUs. These are currently in the process of evaluation.
1.7 LAN, WAN and IP Telephony Expansion												
- % of ICT equipment procured		14%	86%		100%	100%				100%		Completed
- % of ICT software procured	100%				100%	80%				80%	-20%**	**Ongoing procurement
- No. of Internet Leased Line connected to CO-ISTMS (150 mbps)	1	(1)	(1)	(1)	1	1	(1)			1	0	Completed

PHYSICAL REPORT OF OPERATIONS (BAR1)

As of June 30, 2022

Department : Department of the Interior and Local Government (DILG)

Agency : Office of the Secretary

Operating Unit: <not applicable>

Organization Code (UACS) : 14 001 01 00000

Particulars	Physical Targets (Budget Year)					Physical Accomplishments					Variance as of June 30, 2022	Remarks
	1st Quarter	2nd Quarter	3rd Quarter	4th Quarter	Total	1st Quarter	2nd Quarter	3rd Quarter	4th Quarter	Total		
1	3	4	5	6	7=3+4+5+6	8	9	10	11	12=8+9+10+11	13	14
- No. of SMS/GMS gateway subscribed	16	(16)	(16)	(16)	16	16	(16)			16	0	Completed
- No. of RICT Unit provided with Internet subscription allowance	16	(16)	(16)	(16)	16	16	(16)			16	0	Completed
- % of ICT equipment repaired and maintained in the Central Office		50%		50%	100%		**			0	-50%	**to be used for the 2 Smart cabinet repair and maintenance scheduled in the 4th qtr
- No. of software subscribed (VM Ware, Firewall, Audio-Visual, Backup and Recovery solution)	3	1		1	5	**	**			**	-4**	**Ongoing request for quotations from prospective service providers
1.8 Enhanced Comprehensive Local Integration Program (E-CLIP)												
- No. of Former Rebels and Former Violent Extremists provided with the following financial assistance												
a. Immediate Assistance	500	300	220	206	1,226	485	204			689	-111**	**Targets for the 1st quarter were not completely accomplished due to discrepancies found on the documents submitted by the regions thru the ECLIP-IS. A total of 468 requests for financial assistance for former rebels were returned.
b. Livelihood Assistance	200	200	170	150	720	324	134			458	58	
c. Firearms Remuneration to FR's and FVE's turned-in firearms	100	50	30	25	205	108	97			205	55	
d. Reintegration Assistance	500	300	220	206	1,226	416	180			596	-204**	
- No. of halfway houses monitored			22		22							Moved to 2nd Semester 2022
- No. of Program Review/National Summit conducted				1	1							
- No. of Monitoring, Evaluation, and Reporting Tool developed		1			1		**					
1.9 Advocacy and Capacity Building for Local Institutions on Women and Children												
- No. of workshop conducted on the Development of Training Module on Child Protection			1		1							

PHYSICAL REPORT OF OPERATIONS (BAR1)

As of June 30, 2022

Department : Department of the Interior and Local Government (DILG)

Agency : Office of the Secretary

Operating Unit: <not applicable>

Organization Code (UACS) : 14 001 01 00000

Particulars	Physical Targets (Budget Year)					Physical Accomplishments					Variance as of June 30, 2022	Remarks
	1st Quarter	2nd Quarter	3rd Quarter	4th Quarter	Total	1st Quarter	2nd Quarter	3rd Quarter	4th Quarter	Total		
1	3	4	5	6	7=3+4+5+6	8	9	10	11	12=8+9+10+11	13	14
- No. of workshop conducted on the Review and Enhancement of Local Committees on Anti-Trafficking and Violence Against Women and their Children Functionality Indicators	1				1	1				1	0	Completed - The activity was conducted on March 1, 2022 and attended by 41 LCAT-VAWC Focal Persons from DILG Regional and Provincial Offices
- No. of policy issued on the Enhanced LCAT-VAWC Functionality Indicators				1	1							
- No. of policy issued on the Enhanced Barangay VAW Desk Functionality Indicators				1	1							
- No. of workshop conducted on the Enhancement of Training Module in Addressing TIP and VAWC		1			1		1 32 participants			1		
- No. of LGUs oriented on the Enhanced LCAT-VAWC and Barangay VAW Desk Functionality Indicators				121	121							
1.10 Barangay Tanod Skills Enhancement												
- Omnibus Policy on Barangay Tanod formulated		1			1		**			On-going		Completed - conducted the webinar on May 6, 2022 via Zoom and Facebook Live Stream -5,278 registered attendees; 31,454 FB Engagements
- No. of regional training teams trained on Brgy Tanod Skills Enhancement		17			17		17			0		
- No. of barangays in Calamba City trained on Brgy Tanod Skills Enhancement (New Justice Zone)			54		54							
1.11 Philippine Anti-Illegal Drugs Strategy (PADS)												
Memorandum Circular on the Conduct of the ADAC Audit												Completed - One (1) 'face-to-face and three (3) 'virtual trainings. A total of 2,325 'participants were trained including 98 'FPs.
- No. of training conducted	2		1		3	4				4	2	
- No. of DILG RFP and PFP trained	98		98		196	98				98	0	

PHYSICAL REPORT OF OPERATIONS (BAR1)

As of June 30, 2022

Department : Department of the Interior and Local Government (DILG)

Agency : Office of the Secretary

Operating Unit: <not applicable>

Organization Code (UACS) : 14 001 01 00000

Particulars	Physical Targets (Budget Year)					Physical Accomplishments					Variance as of June 30, 2022	Remarks
	1st Quarter	2nd Quarter	3rd Quarter	4th Quarter	Total	1st Quarter	2nd Quarter	3rd Quarter	4th Quarter	Total		
1	3	4	5	6	7=3+4+5+6	8	9	10	11	12=8+9+10+11	13	14
Conduct of Anti-Illegal Drugs Policies Roll-Out Orientation (BDCP, LAPDA, CBRDP, Audit and JMC) - No. of DILG FP trained			1,715		1,715							
BADAC Performance Audit - No. of barangays audited		39,102			39,102		38,311			38,311	-791	
ADAC Performance Audit - No. of ADACs audited			1,715		1,715							
On-site training and testing of ADAC-CBDR - No. of ADAC focal person trained			50		50							
Monitoring of ADAC, CBRDP and DATRC Compliance to Policies and On-site Validation - No. of LGUs monitored and validated			20		20							
1.12 Communicating for Perpetual end to Extreme violence and forming Alliance towards positive Change and Enriched communities (C4PEACE)												
- No. of barangays implemented with RCSP	953	(953	(953	(953	953	953				953	0	Completed
- No. of other initiatives on the Localization of EO 70 supported	4	(4)	(4)	(4)	4	**				**	-4	**Continuing activity and dependent upon the request of ROs
1.13 Preventing and Countering Violent Extremism and Insurgency (PCVE)												
- No. of awareness training/table top exercise conducted by cluster for CBRN (Chemical, Biological, Radiological and Nuclear)			1 50 pax		1 50 participants		2 170 participants			2 170 participants		Completed
- No. of PCVE Summit conducted		1 30 pax	1 30 pax		2 60 participants		2 60 participants			2 60 participants		Completed

PHYSICAL REPORT OF OPERATIONS (BAR1)

As of June 30, 2022

Department : Department of the Interior and Local Government (DILG)

Agency : Office of the Secretary

Operating Unit: <not applicable>

Organization Code (UACS) : 14 001 01 00000

Particulars	Physical Targets (Budget Year)					Physical Accomplishments					Variance as of June 30, 2022	Remarks
	1st Quarter	2nd Quarter	3rd Quarter	4th Quarter	Total	1st Quarter	2nd Quarter	3rd Quarter	4th Quarter	Total		
1	3	4	5	6	7=3+4+5+6	8	9	10	11	12=8+9+10+11	13	14
- No. of training/workshop conducted for the cascading of the module developed on Barangay Peace and Order, Public Safety and Security/Full Disclosure Policy		1			1							
- No. of KIA/KIPO and WIA/WIPO beneficiaries provided with livelihood trainings in collaboration with TESDA, DTI and BSP		60			60		60			60	0	Completed
1.14 LGU Information Management Program												
Development and enhancement of Information Systems:												
- Information Systems developed:												
* Barangay Management System				100%	100%	100%				100%		Completed
* Stay Safe EOC Module		100%			100%		100%			100%		Completed
* Digitization Repository System		100%			100%		100%			100%		Completed
* Local Infrastructure and Basic Services Information System		100%			100%		100%			100%		Completed
* Barangay Vaccination Inventory System							100%			100%		Completed
- Information Systems enhanced:												
* Document Management System	25%	50%	75%	100%	100%	25%	50%			50%		Completed
* Human Resource Information System	25%	50%	75%	100%	100%	25%	50%			50%		Completed
* Intranet	25%	50%	75%	100%	100%	25%	50%			50%		Completed
* Financial Reporting System	25%	50%	75%	100%	100%	25%	50%			50%		Completed
* Performance Online Monitoring System	25%	50%	75%	100%	100%	25%	50%			50%		Completed
* Subaybayan	25%	50%	75%	100%	100%	25%	50%			50%		Completed
* Competency Online profiling System	50%	100%			100%	50%	100%			100%		Completed
* Barangay Profile System	50%	100%			100%	50%	100%			100%		Completed
* Regulatory Reforms for LGUs							100%			100%		Other IS Systems enhanced:
- Cloud hosting subscribed				1	1							> Calendar of Activities
												> Leave of Application System
												> Attendance Monitoring System
												> LG Performance Mgt System
												> National QMS - DIMS
												> Brgy Officials Profile System
												> POPS-CMS

PHYSICAL REPORT OF OPERATIONS (BAR1)

As of June 30, 2022

Department : Department of the Interior and Local Government (DILG)

Agency : Office of the Secretary

Operating Unit: <not applicable>

Organization Code (UACS) : 14 001 01 00000

Particulars	Physical Targets (Budget Year)					Physical Accomplishments					Variance as of June 30, 2022	Remarks
	1st Quarter	2nd Quarter	3rd Quarter	4th Quarter	Total	1st Quarter	2nd Quarter	3rd Quarter	4th Quarter	Total		
1	3	4	5	6	7=3+4+5+6	8	9	10	11	12=8+9+10+11	13	14
- ICT Capability Training conducted * DMS Users' Training - PO level * Introduction to Graphic Design * Effective Techniques in Data Analytics	1	1	1	1	2 1 1	**	1			**	-1**	> WFH Attendance MS > GAD Plan and Budget MS > DTP Repository System > LTIA Systems > Rapid Subproj Sustainability > Regulatory Reforms for LGUs > SGLG for Barangay System **One target per OPR to be conducted by the 2nd Semester
1.15 Decentralization and Constitutional Reform Advocacy Campaign (CORE)												
* Series of meetings, consultations and Focus Group Discussion on Baseline Research												
- No. of FGDs conducted	3	3	3	3	12	3	2			5	-1	
- No. of LGUs participated	5	5	5	5	20	348	100			448		
* Technical Working Group Writeshop on the Baseline Research and Framework and Module Development Program for Local Reforms (LGC amendments, etc)												
- No. of writeshop conducted	3		3		6	3				3	0	Completed
* Series of Communication Workshops on Decentralization and Constitutional Reforms advocacy												
- No. of workshops conducted	1	3	3	3	10	1	1			2	-2	Remaining workshops and programmed funding were moved to Q3
- No. of stakeholders participated	2	2	2	2	8	3				3	-1	
- No. of Press Releases and Communication Plan published	5	5	5	5	20	**				**	-10	Seeded PRs but not released due to pending approval

PHYSICAL REPORT OF OPERATIONS (BAR1)

As of June 30, 2022

Department : Department of the Interior and Local Government (DILG)

Agency : Office of the Secretary

Operating Unit: <not applicable>

Organization Code (UACS) : 14 001 01 00000

Particulars	Physical Targets (Budget Year)					Physical Accomplishments					Variance as of June 30, 2022	Remarks
	1st Quarter	2nd Quarter	3rd Quarter	4th Quarter	Total	1st Quarter	2nd Quarter	3rd Quarter	4th Quarter	Total		
1	3	4	5	6	7=3+4+5+6	8	9	10	11	12=8+9+10+11	13	14
* Online townhall meetings on Constitutional Reform												
- No. of online meetings conducted	2	6	6	2	16	**				**	-2	With the approval of the CLCR MC No. 49 which enhanced the guidelines and mandate of the PMO, this activity was integrated with the briefing for NGAs and line agencies which further discussed the updates of the DTPs.
* Briefing with NGAs on the approved amendments on the 1987 Constitution and conduct of plebiscite												
- No. of briefings conducted	2	6	6	2	16	**				**	-8	**Target schedule and programmed funding were moved to the period June-November because of the revision of the CLCR MC.
- No. of NGAs participated	10	30	30	10	80	**				**	-40	
* Youth Convention on the approved amendments on the 1987 Constitution and conduct of plebiscite												
- No. of conventions conducted			1		1							
- No. of youth participated			200		200							
1.16 Strengthened LGU Database for Evidenced-Based Planning Support to Community-Based Monitoring System												
- No. of Training of Trainers conducted		1			1		*			Cancelled		*Trainers training was already conducted/provided by PSA to LGUs/DILG-ROs and still ongoing for all modules of CBMS until next year. Thus, programmed funds will be realigned for mobility support to DILG trainers
- No. of advocacy activities conducted and/or IEC materials developed		1			1		*			Cancelled		*Changed strategy – management decision to conduct orientation instead of development of IEC materials. Funds will be realigned in the 3rd Qtr as mobility support to DILG ROs in the conduct of CBMS trainings

PHYSICAL REPORT OF OPERATIONS (BAR1)

As of June 30, 2022

Department : Department of the Interior and Local Government (DILG)

Agency : Office of the Secretary

Operating Unit: <not applicable>

Organization Code (UACS) : 14 001 01 00000

Particulars	Physical Targets (Budget Year)					Physical Accomplishments					Variance as of June 30, 2022	Remarks
	1st Quarter	2nd Quarter	3rd Quarter	4th Quarter	Total	1st Quarter	2nd Quarter	3rd Quarter	4th Quarter	Total		
1	3	4	5	6	7=3+4+5+6	8	9	10	11	12=8+9+10+11	13	14
1.17 Support to COVID-19 Contact Tracing Operations												
- No. of recruited contact tracers	2,000 (physical until 3rd quarter)	(2,000)	(2,000)		2,000	2000	(2,000)			2000	0	Completed
- No. of deployed contact tracers	2,000 (physical until 3rd quarter)	(2,000)	(2,000)		2,000	2000	(2,000)			2000	0	Completed
- No. of trained contact tracers	2,000 (physical until 3rd quarter)	(2,000)	(2,000)		2,000	2000	(2,000)			2000	0	Completed
1.18 Installation of Barangay Management Information System (BMIS) in Barangay Poblacion, Victoria, Oriental Mindoro												
- Support fund provided for the implementation of BMIS	1				1	**				**	1	**The BMIS has been considered "for later release" funding, which is subject to a Special Budget Request.
1.19 Purchase and Distribution of Barangay Handbooks Advocacy Campaign												
- No. of copies of Barangay Handbook provided			20,000		20,000							

PHYSICAL REPORT OF OPERATIONS (BAR1)

As of June 30, 2022

Department : Department of the Interior and Local Government (DILG)

Agency : Office of the Secretary

Operating Unit: <not applicable>

Organization Code (UACS) : 14 001 01 00000

Particulars	Physical Targets (Budget Year)					Physical Accomplishments					Variance as of June 30, 2022	Remarks
	1st Quarter	2nd Quarter	3rd Quarter	4th Quarter	Total	1st Quarter	2nd Quarter	3rd Quarter	4th Quarter	Total		
1	3	4	5	6	7=3+4+5+6	8	9	10	11	12=8+9+10+11	13	14
II. LOCAL GOVERNMENT PERFORMANCE OVERSIGHT AND RECOGNITION AND INCENTIVES PROGRAM												
Locally-Funded Projects:												
2.1 Local Governance Performance Management Program-Seal of Good Local Governance Incentive Fund (SGLG Fund)												
- No. of qualified provinces/cities/municipalities assessed and awarded with the Seal				All qualified LGUs	All qualified LGUs							
- No. of qualified LGUs granted with subsidy				100% of qualified LGUs	100% of qualified LGUs							
- No. of policy on the implementation of the SGLG Incentive Fund issued			1		1							
- No. of trainings and workshops for RFPs, Cluster Heads and PFPs on SGLG implementation and capacity building conducted												
* Consultative Conference with the National and Regional SGLGIF Teams		1			1		1			1		Completed
* National Policy Roll-Out on the 2022 SGLGIF/PCF Operational Guidelines			1		1							
* SGLG Website Training			1		1							
* Capacity Building of Regional and Provincial Focal Persons		1			1		*			0	-1	* Moved to 2nd semester Change strategy from virtual to face-to-face activity, thus, additional funds shall be requested

PHYSICAL REPORT OF OPERATIONS (BAR1)

As of June 30, 2022

Department : Department of the Interior and Local Government (DILG)

Agency : Office of the Secretary

Operating Unit: <not applicable>

Organization Code (UACS) : 14 001 01 00000

Particulars	Physical Targets (Budget Year)					Physical Accomplishments					Variance as of June 30, 2022	Remarks
	1st Quarter	2nd Quarter	3rd Quarter	4th Quarter	Total	1st Quarter	2nd Quarter	3rd Quarter	4th Quarter	Total		
1	3	4	5	6	7=3+4+5+6	8	9	10	11	12=8+9+10+11	13	14
- No. of projects inspected/monitored evaluated	All PCF/SGLG projects	All PCF/SGLG projects	All PCF/SGLG projects	All PCF/SGLG projects	All PCF/SGLG projects	100% of 263 remaining projects from 2018 PCF	100% of 380 remaining projects from 2019 pcf *			100% of 380 remaining projects from 2019 pcf	0	Completed Moved to 2nd Semester 2022 Change strategy; activity to be incorporated in the National Summit's schedule of events/activities
- No. of projects validated		5 projects per Region	(5 projects per Region)		5 projects per Region							
- No. of LGU recipients with projects monitored	SGLGIF 2019 with 380 projects	(SGLGIF 2019 with 380 projects)	(SGLGIF 2019 with 380 projects)	(SGLGIF 2019 with 380 projects)	SGLGIF 2019 with 380 projects	PCF 2019 380 projects	PCF 2019 380 projects			PCF 2019 380 projects	0	
2010-2018 completed projects: 3,702				100% of projects completed	100% of projects completed							
2019: 380 LGUs recipients				100% of projects completed	100% of projects completed							Completed Completed Downloading of funds is moved to 3rd Quarter due to the extension of submission of other ROs affected by "Typhoon Agaton".
2020: No Recipient												
2021: No Recipient												
2.2 Lupong Tagapamayapa Incentives Awards (LTIA)												
- No. of regional finalists and runners-up provided with development grant		62 finalists (HUC-14; CC-16; 1st-3rd class CM-17 4th-6th class CM-15)			62 finalists (HUC-14; CC-16; 1st-3rd class CM-17 4th-6th class CM-15)		**			**	- 62 finalists	Completed - In addition, 17 regional awards committees were also organized as of June 30, 2022
- No. of national awards committee organized	1				1	1				1	0	
- No. of National Board of Judges reactivated		1			1		1			1	0	

PHYSICAL REPORT OF OPERATIONS (BAR1)

As of June 30, 2022

Department : Department of the Interior and Local Government (DILG)

Agency : Office of the Secretary

Operating Unit: <not applicable>

Organization Code (UACS) : 14 001 01 00000

Particulars	Physical Targets (Budget Year)					Physical Accomplishments					Variance as of June 30, 2022	Remarks
	1st Quarter	2nd Quarter	3rd Quarter	4th Quarter	Total	1st Quarter	2nd Quarter	3rd Quarter	4th Quarter	Total		
1	3	4	5	6	7=3+4+5+6	8	9	10	11	12=8+9+10+11	13	14
- No. of top lupon national finalists determined as a result of the deliberation of table assessment			12		12							
- No. of national awardees conferred (cash award) 4 national winners at Php500,000 each 4 1st runner-up at Php300,000 each 4 2nd runner-up at Php 200,000 each				12	12							
- No. of awarding ceremony conducted				1	1							
2.3 Manila Bay Clean Up												
- No. of LGUs assisted in the updating of Septage and Sewerage Management Ordinance (SSMO) NCR CALABARZON		26 17 9			26 17 9		26 17 9			26 17 9	0	Completed
- No. of updated WQMA Action Plan	5				5	5				5	0	Completed
- No. of LGUs consulted on the Updating of LGUs' 10-Year Solid Waste Management Plan		17			17		17			17	0	Completed
- No. of audited barangays on Barangay Environmental Compliance Audit (BECA)			2,325		2,325							
- No. of barangays provided with incentives for the Regional BECA Top Performers				6	6							
- No. of Provincial/HUC BECA Nominees provided with incentives				11	11							
- No. of LGUs assisted in the updating of Local Shelter Plan		17			17		17			17	0	Completed

PHYSICAL REPORT OF OPERATIONS (BAR1)

As of June 30, 2022

Department : Department of the Interior and Local Government (DILG)

Agency : Office of the Secretary

Operating Unit: <not applicable>

Organization Code (UACS) : 14 001 01 00000

Particulars	Physical Targets (Budget Year)					Physical Accomplishments					Variance as of June 30, 2022	Remarks
	1st Quarter	2nd Quarter	3rd Quarter	4th Quarter	Total	1st Quarter	2nd Quarter	3rd Quarter	4th Quarter	Total		
1	3	4	5	6	7=3+4+5+6	8	9	10	11	12=8+9+10+11	13	14
- No. of Coastal LGUs oriented on the revised FishCA tool		5			5		5			5	0	Completed
- No. of FishCA National Top Performers provided with cash incentives			1		1							
- No. of National Top Performer LGUs provided with cash incentives under the MANILA BAYani Awards and Incentives Program			5		5							
- MANILA BAYani Awarding Ceremony			1		1							
- No. of LGUs oriented on Manila Bay Sustainable Development Master Plan												
NCR			17		17							
Region III			94		94							
Region IV-A			76		76							
- No. of LGUs oriented on their roles under the Environmental Impact System												
NCR			17		17							
Region III			94		94							
Region IV-A			76		76							
- No. of conducted Clean-Up activities on Adopted Waterways	3	3	3	3	12	3	3			6	0	Completed
2.4 Bantay Korapsyon												
- No. of Civil Society Organizations oriented			735		735							
- No. of Anti-Corruption platform/mechanism enhanced			1		1							
- No. of convergence agreements/policies formulated				1	1							

PHYSICAL REPORT OF OPERATIONS (BAR1)

As of June 30, 2022

Department : Department of the Interior and Local Government (DILG)

Agency : Office of the Secretary

Operating Unit: <not applicable>

Organization Code (UACS) : 14 001 01 00000

Particulars	Physical Targets (Budget Year)					Physical Accomplishments					Variance as of June 30, 2022	Remarks
	1st Quarter	2nd Quarter	3rd Quarter	4th Quarter	Total	1st Quarter	2nd Quarter	3rd Quarter	4th Quarter	Total		
1	3	4	5	6	7=3+4+5+6	8	9	10	11	12=8+9+10+11	13	14
- No. of internal policies developed		1			1		drafted 2 internal policies			2	1	(a) Institutionalization and Operationalization of the BANTAY-KORAPSYON Program, and (b) Guidelines on Handling and Evaluation of Complaints Lodged Through the BANTAY-KORAPSYON-PMO
- No. of LGUs covered			50	43	93							
- No. of Local Sanggunian Members capacitated												
SUPPORT TO OPERATIONS												
Monitoring and Evaluation of Assistance to LGUs (MEALGU)												
Monitored the LGUs' compliance with fund release requirements for FY2022-FALGU, GEF, and CMGP												
- Percentage of LGUs with SARO as per DBM' list monitored on their compliance with and submission of documentary requirements for fund release		100%	100%	100%	100%		100% (594 LGUs)			100% (594 LGUs)		Completed
Monitored the LGU' in project implementation												
- Percentage of projects enrolled in the SubaBayan with complete project description and updated status monitored and evaluated		100%	100%	100%	100%		100% (145 projects)			100% (145 projects)		Completed
Monitored and evaluated the achievement of the following Governance Reform Targets												
- No. of LGUs monitored on the use of geo-tag application in monitoring project implementation through the SubaBayan	100	100	100	50	350	175	120			295	95	Completed
- No. of LGUs monitored on their inventory of existing evacuation centers with spatial data			115	180	295							

PHYSICAL REPORT OF OPERATIONS (BAR1)

As of June 30, 2022

Department : Department of the Interior and Local Government (DILG)

Agency : Office of the Secretary

Operating Unit: <not applicable>

Organization Code (UACS) : 14 001 01 00000

Particulars	Physical Targets (Budget Year)					Physical Accomplishments					Variance as of June 30, 2022	Remarks
	1st Quarter	2nd Quarter	3rd Quarter	4th Quarter	Total	1st Quarter	2nd Quarter	3rd Quarter	4th Quarter	Total		
1	3	4	5	6	7=3+4+5+6	8	9	10	11	12=8+9+10+11	13	14
- Percentage of LGUs with adopted WASH sector plans being used for identifying WSS projects for funding monitored		100%	100%	100%	100%		100% (64 LGUs)			100% (64 LGUs)		Completed
- Percentage of LGUs implementing LGSF projects administered by OPDS monitored on implementing at least 50% of their projects are within schedule, cost, and compliant with quality standards	80%	80%	80%	80%	80%	100%	100%			100%	20%	100% of LGUs for FY2021 monitored FALGU - 472 projects in 314 LGUs were implemented within schedule or evaluated at no risk level. DRRAP - 894 projects in 407 LGUs were implemented within schedule or evaluated at no risk level
- No. of LGUs monitored on the preparation of their Building Operations and Maintenance (BOM) Manual		50	30	60	140		11			11	-39	Only 11 LGUs prepared and submitted their BOM manual for the quarter due to non-submission of trained LGUs. However, DILG-CO has prepared and issued a memo to ROs reiterating the submission of BOM on 07 March and a follow-up memo on 23 June.
Progress Monitoring - Percentage of FY2021 and 2022 LGSF funded projects monitored and evaluated	100%	100%	100%	100%	100%	100%	*			100%	0%	Completed - all FY2021-LGSF projects with fund released have been monitored: FALGU FY2022 - 759 approved projects were monitored with 390 projects enrolled in the SubayBayan. 1 completed, 11 ongoing, and the rest are for preliminary activities All FY2021-LGSF projects with fund released have been monitored: CMGP FY2022 - Of 20 projects, 8 projects have been endorsed to DBM for fund release and 12 are still ongoing DED preparations

PHYSICAL REPORT OF OPERATIONS (BAR1)

As of June 30, 2022

Department : Department of the Interior and Local Government (DILG)

Agency : Office of the Secretary

Operating Unit: <not applicable>

Organization Code (UACS) : 14 001 01 00000

Particulars	Physical Targets (Budget Year)					Physical Accomplishments					Variance as of June 30, 2022	Remarks
	1st Quarter	2nd Quarter	3rd Quarter	4th Quarter	Total	1st Quarter	2nd Quarter	3rd Quarter	4th Quarter	Total		
1	3	4	5	6	7=3+4+5+6	8	9	10	11	12=8+9+10+11	13	14
<p>Implementation of Capacity Development Programs and development and formulation of modules for capdev programs intended for LGUs to ensure the targets and deliverables are delivered within the timeframe</p> <p>* Training on Municipal Water Supply and Sanitation Master Plan (MWSSMP) - Sector Assessment for LGUs</p> <p>- No. of LGUs trained in FY2022</p> <p>122</p> <p>81</p> <p>203</p> <p>140</p> <p>71</p> <p>211</p> <p>8</p> <p>Completed</p>												<p><i>FALGU FY2021</i> - Of 2089 projects, 444 have been completed, 510 ongoing implementation, and the rest are under procurement.</p> <p><i>DRRAP FY2021</i> - Of 1625 projects, 883 have been completed, 329 ongoing implementation, 43 under procurement, and the rest are for DED prep.</p> <p><i>CMGP FY2021</i> - Of 14 projects, 5 have been completed and 9 are ongoing construction.</p> <p><i>AC FY2021</i> - Of 15 projects, 4 have been completed, 5 ongoing construction, and the rest are nit yet started.</p>
<p>* Training on the enhanced Road and Bridge Information System (RBIS) for MLGUs</p> <p>-Number of LGUs trained</p> <p>184</p> <p>644</p> <p>544</p> <p>1,372</p> <p>0</p> <p>602</p> <p>602</p> <p>-226</p> <p>**For Q1, the 184 target LGUs were moved to 2nd semester due to ongoing enhancement of the RBIS system. While in Q2, 418 LGUs were trained resulting in a variance of 226 LGUs which were included in the target for 2nd semester</p>												

PHYSICAL REPORT OF OPERATIONS (BAR1)

As of June 30, 2022

Department : Department of the Interior and Local Government (DILG)

Agency : Office of the Secretary

Operating Unit: <not applicable>

Organization Code (UACS) : 14 001 01 00000

Particulars	Physical Targets (Budget Year)					Physical Accomplishments					Variance as of June 30, 2022	Remarks
	1st Quarter	2nd Quarter	3rd Quarter	4th Quarter	Total	1st Quarter	2nd Quarter	3rd Quarter	4th Quarter	Total		
1	3	4	5	6	7=3+4+5+6	8	9	10	11	12=8+9+10+11	13	14
* Seminar on Geotagging and other Geospatial Applications for Monitoring Projects -Number of LGUs trained	53	106	106		265	50	87			137	-22	**22 LGUs were unable to attend due to conflict in schedule
* Training on Municipal Water Supply and Sanitation Master Plan (MWSSMP) - Sector Planning for LGUs -Number of LGUs trained - Percentage of trained LGUs submitted their sector plans monitored			203	100%	203 100%							
* Training - Workshop on Water Source Development -Number of LGUs trained	80	70			150	78	61			139	-11	**11 LGUs did not attend due to conflict in schedules and poor internet connection.
* Seminar on the DED Preparation Standard for Vertical Structures (Phase I) -Number of LGUs trained		252	252		504		201			201	-51	The original target of 252 LGUs was changed to 240 LGUs due to re-clustering of target regions to avoid scheduling conflict with other sectors. **39 LGUs were not able to attend due to non-confirmation of attendance.
* Orientation on Site Selection for Evacuation Centers -Number of LGUs trained	150	100			250	141	79			220	-30	
* Roll-out of RBME Guide on Road Governance -Number of PLGUs trained		38	38		76		78			78	40	The activity had seven (7) batches conducted during the Q2. The target PLGUs has exceeded with two (2) additional PLGUs, namely, Sulu and Tawi-tawi from BARMM
* Preparation of Detailed Engineering Design for Road Projects -Number of LGUs trained	75	175	146	53	449	67	155			222	-28	**28 LGUs were unable to attend the orientation due to poor internet connection.

PHYSICAL REPORT OF OPERATIONS (BAR1)

As of June 30, 2022

Department : Department of the Interior and Local Government (DILG)

Agency : Office of the Secretary

Operating Unit: <not applicable>

Organization Code (UACS) : 14 001 01 00000

Particulars	Physical Targets (Budget Year)					Physical Accomplishments					Variance as of June 30, 2022	Remarks
	1st Quarter	2nd Quarter	3rd Quarter	4th Quarter	Total	1st Quarter	2nd Quarter	3rd Quarter	4th Quarter	Total		
1	3	4	5	6	7=3+4+5+6	8	9	10	11	12=8+9+10+11	13	14
* Seminar on Detailed Engineering Design for Vertical Structures (Phase II - with STAAD PRO*/ Computer-aided design) -Number of LGUs trained		150	100		250		133			133	-17	17 LGUs were unable to attend the training due to non-confirmation of attendance and conflict in schedules
* Seminar on Local Water Governance for Decision Makers -Number of LGUs trained			259		259							
* Training on the preparation for Detailed Engineering Design (DED) for Water Systems -Number of LGUs trained			100		100							
* Orientation on the Philippine Green Building Code -Number of LGUs trained			86	172	258							
* Contract Management and Construction Supervision (CMCS) -Number of LGUs trained	60	176			236	51	143			194	-42	42 LGUs were unable to attend the training due poor weather condition and poor internet connection.
* Orientation on Safety and Health in implementation of infrastructure projects -Number of LGUs trained			258		258							
* Seminar on Operations and Maintenance of Evacuation Centers -Number of LGUs trained		150	150		300		109			109	-41	*41 LGUs did not attend due to conflict in schedule and non-confirmation of attendance
* Training on Non-Revenue Water for LGU-Run Water Utilities (NRW) -Number of LGUs trained			26	174	200							
* Orientation on Economic Enterprise for Local Public Utilities -Number of LGUs trained				100	100							

PHYSICAL REPORT OF OPERATIONS (BAR1)

As of June 30, 2022

Department : Department of the Interior and Local Government (DILG)

Agency : Office of the Secretary

Operating Unit: <not applicable>

Organization Code (UACS) : 14 001 01 00000

Particulars	Physical Targets (Budget Year)					Physical Accomplishments					Variance as of June 30, 2022	Remarks
	1st Quarter	2nd Quarter	3rd Quarter	4th Quarter	Total	1st Quarter	2nd Quarter	3rd Quarter	4th Quarter	Total		
1	3	4	5	6	7=3+4+5+6	8	9	10	11	12=8+9+10+11	13	14
* Training on agency Procurement Compliance and Performance Indicators (APCPI) -Number of LGUs trained	100	275			375	100	205			305	-70	The original target of 375 was revised to 423 LGUs due to the request of Regions II, III, IV-A and VI to attend the activity. However, Batch 4, with 35 target LGUs (Reg. IX), was moved to Q4. **83 LGUs either did not confirm their attendance or were not able to attend due to poor internet connection (Mindanao area)
Technical Assistance to LGUs on the transition to full devolution on Mandanas-Garcia ruling provided												
* Orientation of LGUs on Growth Equity Fund (GEF) - Percentage of LGUs oriented	100%				100%	0%				0%	-100%	**The DBM has yet to provide the implementation guidelines and the list of beneficiary LGUs under GEF FY 2022
2021 Accomplishments:												
a. Support to Barangay Development Planning (SBDP)												
- No. of policies issued	1	1	(2)	(2)	2	6	5			11	10	Completed - Actual physical accomplishment exceeded the target by 45.3%

PHYSICAL REPORT OF OPERATIONS (BAR1)

As of June 30, 2022

Department : Department of the Interior and Local Government (DILG)


Agency : Office of the Secretary

Operating Unit: <not applicable>


Organization Code (UACS) : 14 001 01 00000

Particulars	Physical Targets (Budget Year)					Physical Accomplishments					Variance as of June 30, 2022	Remarks
	1st Quarter	2nd Quarter	3rd Quarter	4th Quarter	Total	1st Quarter	2nd Quarter	3rd Quarter	4th Quarter	Total		
1	3	4	5	6	7=3+4+5+6	8	9	10	11	12=8+9+10+11	13	14
- Percentage of LGUs with fund release monitored	100%	(100%)	(100%)	(100%)	100%	0%	*			0%	-100%	*Due to change of administration, there will be some delays in the process for fund release by the DBM as well as the endorsement of request for fund release by the NTF-ELCAC. The DBM has released the funds for implementing LGUs (1 city and 22 municipalities) in Region I and Region V, with the NADA dated 7 July 2022 and 5 July 2022 respectively.
- No. of documentation and Field Visits conducted	9	9	9	9	36	5	6			11	-7	The PMO will be conducting the National Inspection Team site visits from July to September. The NIT visit will cover 106 projects from the 14 regions with SBDP.


Prepared by:


VIVIAN P. SUANSING
Director IV, Planning Service

In Coordination with:


ESTER A. ALDANA, CESO II
Assistant Secretary for Finance and Comptrollership

Approved by:


ATTY. BENJAMIN C. ABALOS, JR.
Secretary