



CMGP

Conditional Matching Grant to Provinces for Road and Bridge Repair, Rehabilitation, and Improvement

CMGP Updates

Status of Infrastructure Projects

As of June 25, 2020



PROVINCIAL ROAD PROJECTS UNDER CMGP

OVERALL Status of Implementation (2016 -2019)

as of June 25, 2020

P 40.97B

Total Appropriation for 2016 – 2019, Not including PG counterpart in 2016

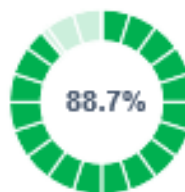
954 projects

P 42.49 B

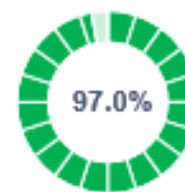
Total project cost for *all projects* from 2016 – 2019, including P2.05B 2016 LGU cash counterpart

3,010.04 kilometers

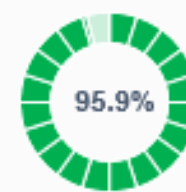
PHYSICAL ACCOMPLISHMENT RATE



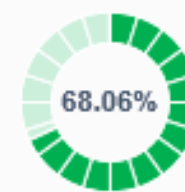
OBLIGATION RATE



DELIVERY RATE



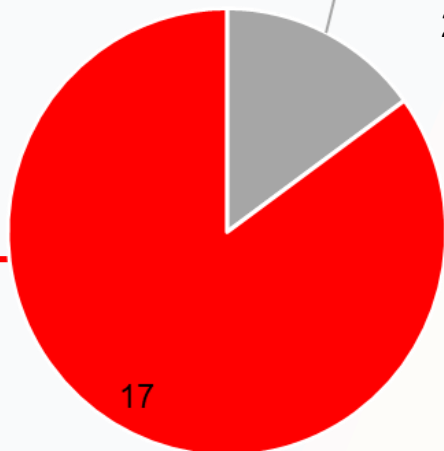
DISBURSEMENT RATE



STATUS OF PROJECTS

Funds Not released: non-compliant to fund release requirements

17 projects
17.7 km
5 provinces



cancelled
(where funds were released but projects were cancelled)

3 projects
P 381.812 M
23.05 km
2 provinces

3

Ongoing procurement

24 projects
P 494,475 M
24.42 km
6 provinces



14

ongoing construction

215 projects
P 9.457 B
567.85 km
70 provinces



215



Funds released; pending procurement

6 projects
P 236,415 M
14.02 km
4 provinces

6



completed

718 projects
P 31.918 B
2,378.00 km
76 provinces

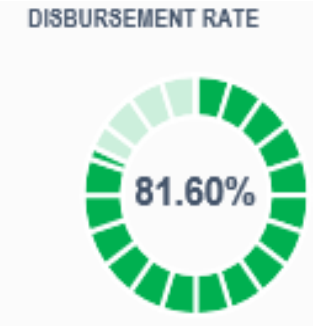
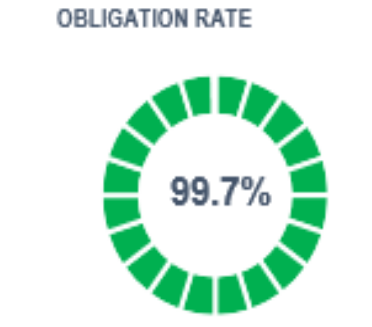
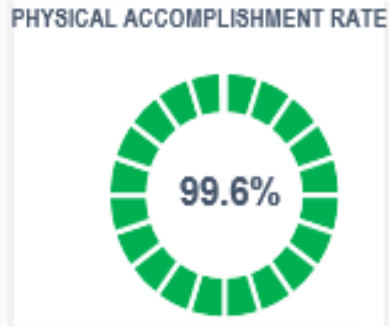
718

PROVINCIAL ROAD PROJECTS UNDER KALSADA FY 2016 Status of Implementation as of June 25, 2020

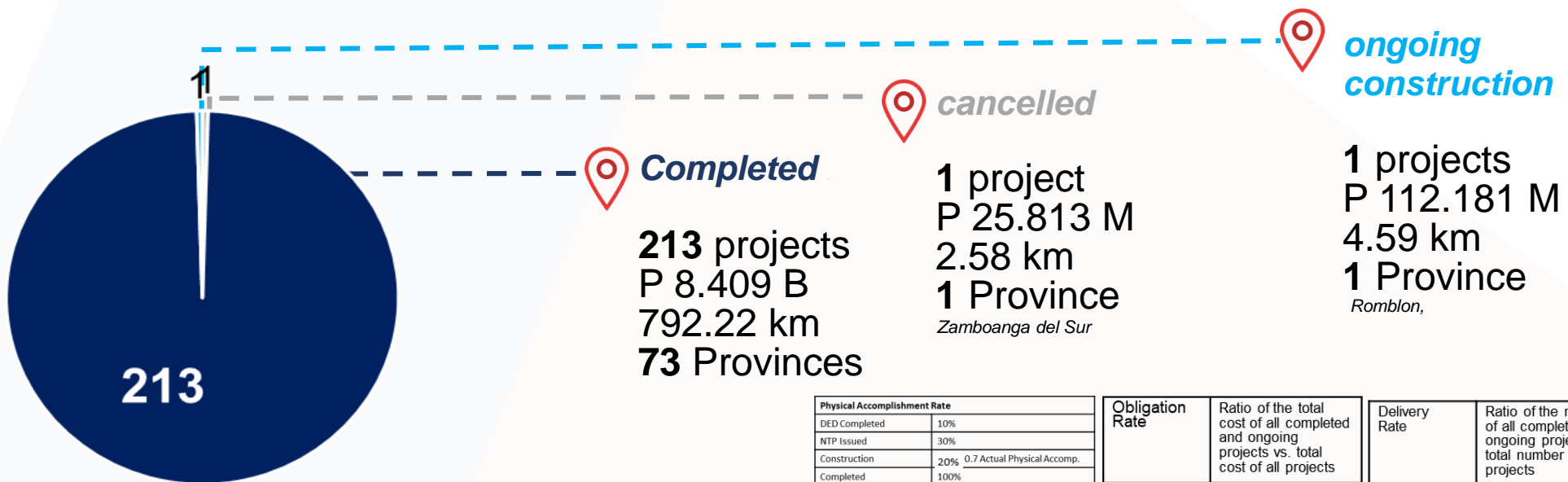
215
Projects

P 8.547 B
Total NG Cost
P 6.5 B
Total PLGU Counterpart
P 2.05 B

799.39
kilometers



STATUS OF PROJECTS



Physical Accomplishment Rate	
DED Completed	10%
NTP Issued	30%
Construction	20% 0.7 Actual Physical Accomp.
Completed	100%

Obligation Rate	Ratio of the total cost of all completed and ongoing projects vs. total cost of all projects

Delivery Rate	Ratio of the number of all completed and ongoing projects vs. total number of projects

Disbursement Rate	Ratio of the reported total amount of progress billing paid VS Total Contract amount

PROVINCIAL ROAD PROJECTS UNDER CMGP FY 2017 Status of Implementation as of June 25, 2020

316
projects

P 18.03 B

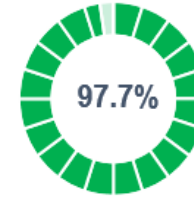
Total Appropriation for FY 2017

P 17.654 B

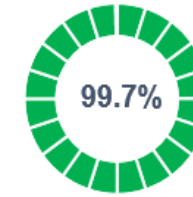
Total FY 2017 Project Cost (The Province of Cagayan was not able to avail of its 2017 allocation of 328M)

1,193.51
kilometers

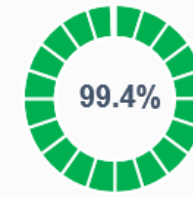
PHYSICAL ACCOMPLISHMENT RATE



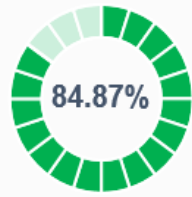
OBLIGATION RATE



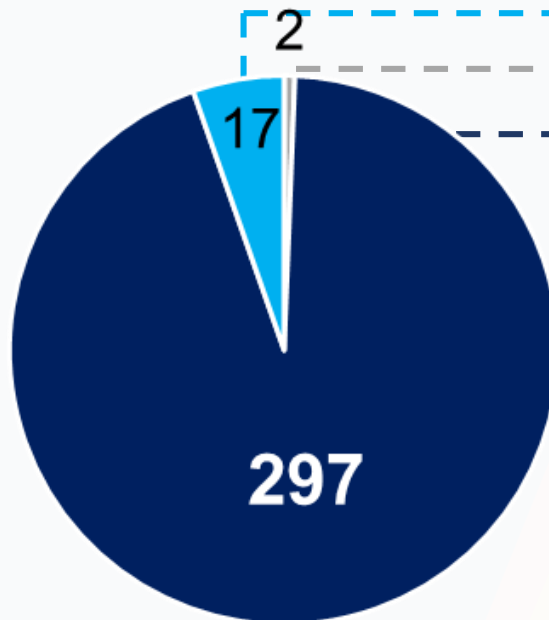
DELIVERY RATE



DISBURSEMENT RATE



STATUS OF PROJECTS



Completed
297 projects
P 16.237 B
1,099.89 km
75 Provinces

Cancelled / Not Released
2 projects
P 47.414 M
5.47 km
2 Provinces
*Rizal, Zamboanga del Sur
Over lapping of funding*

Ongoing construction
17 projects
P 1.370 B
88.15 km
9 Provinces
*Dav Occ., MisOcc, NegOr, ZDS,
Romblon, Palawan, Batanes,
Maguindanao, Iloilo*

Physical Accomplishment Rate	
DED Completed	10%
NTP Issued	30%
Construction	30% + 0.7 Actual Physical Accompl.
Completed	100%

Obligation Rate	Ratio of the total cost of all completed and ongoing projects vs. total cost of all projects	Delivery Rate	Ratio of the number of all completed and ongoing projects vs. total number of projects	Disbursement Rate	Ratio of the reported total amount of progress billing paid VS Total Contract amount

PROVINCIAL ROAD PROJECTS UNDER CMGP FY 2018 Status of Implementation as of June 25, 2020

215
projects

P 8.22 B

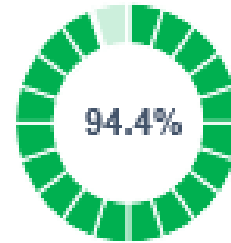
Total FY 2018 Allocation

P 7.91 B

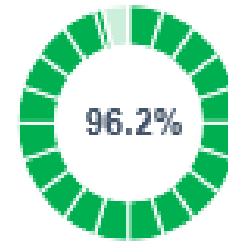
Total Project Cost

523.99
kilometers

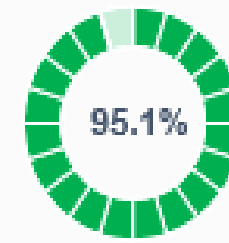
PHYSICAL ACCOMPLISHMENT RATE



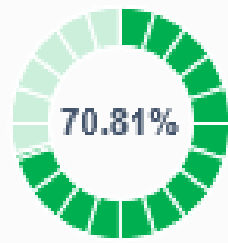
OBLIGATION RATE



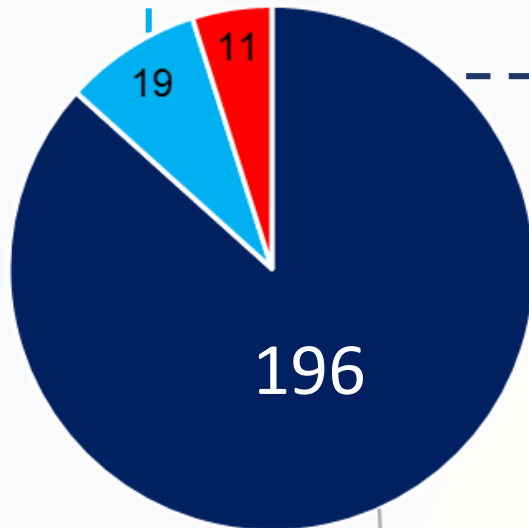
DELIVERY RATE



DISBURSEMENT RATE



STATUS OF PROJECTS



Completed

196 projects
P 6.989 B
467.79 km
72 Provinces

Not Released

11 projects
P 308.584 M
15 km
4 Provinces

Maguindanao, Basilan, Sulu & Tawi-Tawi were not able to comply with fund release requirements.

Ongoing construction

19 projects
P 926.734 B
56.20 km
17 Provinces

Physical Accomplishment Rate	
DED Completed	10%
NTP Issued	20%
Construction	30% + 0.7 Actual Physical Accomplishment
Completed	100%

Obligation Rate	Ratio of the total cost of all completed and ongoing projects vs. total cost of all projects	Delivery Rate	Ratio of the number of all completed and ongoing projects vs. total number of projects	Disbursement Rate	Ratio of the reported total amount of progress billing paid VS Total Contract amount

PROVINCIAL ROAD PROJECTS UNDER CMGP FY 2019 Status of Implementation as of June 25, 2020

P 8.2 B
Total Appropriation

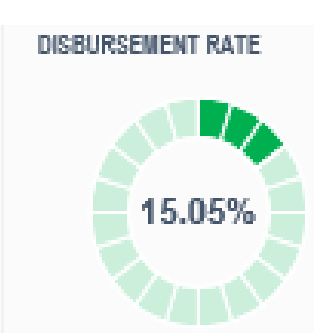
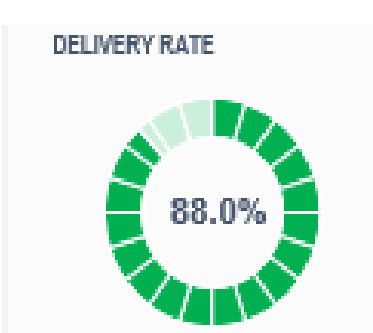
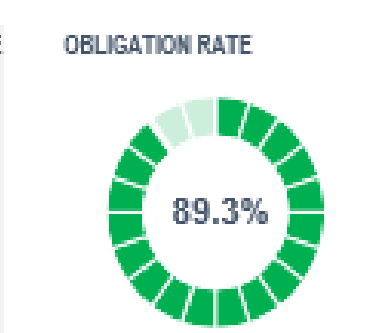
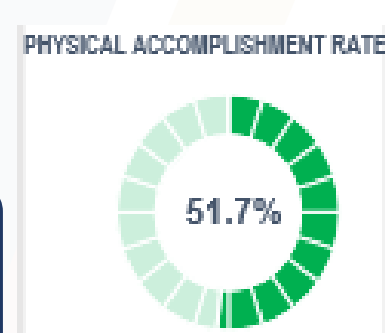
P 7.916 B Total Amount Released

P 7.533 B
Total Obligated Amount

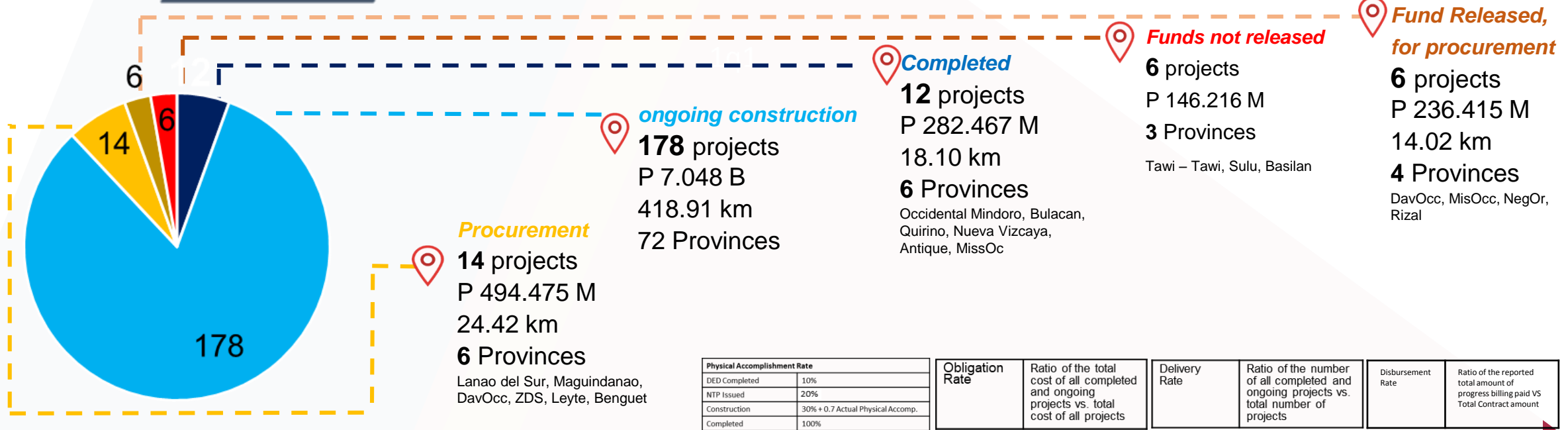
P 0.690 B
Total Amount Un-utilized

210
projects

475.45
kilometer



STATUS OF PROJECTS



Physical Accomplishment Rate	
DED Completed	10%
NTP Issued	20%
Construction	30% + 0.7 Actual Physical Accompl.
Completed	100%

Obligation Rate	Ratio of the total cost of all completed and ongoing projects vs. total cost of all projects

Delivery Rate	Ratio of the number of all completed and ongoing projects vs. total number of projects

Disbursement Rate	Ratio of the reported total amount of progress billing paid VS Total Contract amount

Thank you.



CMGP

Conditional Matching Grant to Provinces for Road and
Bridge Repair, Rehabilitation, and Improvement