

**ANNEX B**  
**GOVERNMENT PROCUREMENT POLICY BOARD**  
**CONSOLIDATED PROCUREMENT MONITORING REPORT**  
*(Page 1 of 2)*

Name of Agency: DILG

Period Covered: CY 2014

	Total Amount of Approved APP	Total Number of Procurement Activities	No. of Contracts Awarded	Total Amount of Contracts Awarded	No. of Failed Biddings	Total No. of Entities who Acquired Bid Docs	Total No. of Bidders who Submitted Bids	Total No. of Bidders who passed Eligibility Stage	No. of Bid Opportunities Posted at PhilGEPs	No. of Contract Award Post at PhilGEI
Column 1	Column 2	Column 3	Column 4	Column 5	Column 6	Column 7	Column 8	Column 9	Column 10	Column 11
<b>1. Public Bidding*</b>										
1.1. Goods	46,633,669.41	20	11	22,387,372.98	9	46	40	24	20	11
1.2. Works										
1.3. Consulting Services										
Sub-Total	46,633,669.41	20	11	22,387,372.98	9	46	40	24	20	11
<b>2. Alternative Modes</b>										
2.1.1 Shopping (52.1 b above 50K)	3,458,402.50	37	37	2,431,146.19					37	37
2.1.2 Shopping (Others)	3,518,979.62	131	131	1,357,732.04						
2.2. Direct Contracting	57,247,347.99	101	101	29,403,775.21						
2.3. Repeat Order	6,951,000.00	1	1	6,951,000.00						
2.4. Limited Source Bidding										
2.5.1 Negotiation (Common-Use Supplies)	10,253,985.10	187	187	9,019,822.52						
2.5.2 Negotiation (TFB 53.1)	595,308.50	1	1	595,308.50					1	1
2.5.3 Negotiation (SVP 53.9 above 50K)	5,846,571.74	43	43	4,544,533.32					43	43
2.5.4 Negotiation (Others)	614,093,717.85	407	407	33,369,451.27						
Sub-Total	701,965,313.30	908	908	87,672,769.05					81	81
<b>3. Foreign Funded Procurement**</b>										
3.1. Publicly-Bid										
3.2. Alternative Modes										
Sub-Total	0.00	0	0	0.00						
<b>4. Others, specify:</b>										
<b>TOTAL</b>	<b>748,598,982.71</b>	<b>928</b>	<b>919</b>	<b>110,060,142.03</b>						

\* Should include foreign-funded publicly-bid projects per procurement type

\*\* All procurement using Foreign Funds excluding National Competitive Bidding (NCB) contracts; conversion to peso will be at BSP rates at the time the bids/quotations were submitted

**ANNEX B**  
**GOVERNMENT PROCUREMENT POLICY BOARD**  
**CONSOLIDATED PROCUREMENT MONITORING REPORT**  
 (Page 2 of 2)


Name of Agency: DILG


Period Covered: CY 2014


	Total No. Of Contracts that incurred negative slippage	Total No. of contracts with amendments to order or variation orders	Ave. No. of Days for Approval of Resolution/Issuance of Notice of Award	No. of Contracts with Observers Attending	No. of Contracts with COA Observers Attending	Ave. No. of Days to Resolve Requests for Reconsiderations / Protests	No. of Contracts Awarded within prescribed timeframes
	Column 12	Column 13	Column 14	Column 15	Column 16	Column 17	Column 18
<b>1. Public Bidding*</b>							
1.1. Goods	0	0	9	11	11	8	10
1.2. Works							
1.3. Consulting Services							
Sub-Total	0	0	N/A	11	11	8.00	10
<b>2. Alternative Modes</b>							
2.1.1 Shopping (52.1 b above 50K)							
2.1.2 Shopping (Others)							
2.2. Direct Contracting							
2.3. Repeat Order							
2.4. Limited Source Bidding							
2.5.1 Negotiation (Common-Use Supplies)							
2.5.2 Negotiation (TFB 53.1)							
2.5.3 Negotiation (SVP 53.9 above 50K)							
2.5.4 Negotiation (Others)							
Sub-Total							
<b>3. Foreign Funded Procurement**</b>							
3.1. Publicly-Bid							
3.2. Alternative Modes							
Sub-Total							
4. Others, specify:							
<b>TOTAL</b>							

\* Should include foreign-funded publicly-bid projects per procurement type

\*\* All procurement using Foreign Funds excluding National Competitive Bidding (NCB) contracts; conversion to peso will be at BSP rates at the time the bids/quotations were submitted

PREPARED BY:  
  
 Carina S. Cruz, DPA  
 Member, BAC Secretariat

NOTED BY:  
  
 Elnora A. Velasco  
 Head, BAC Secretariat

APPROVED BY:  
  
 Atty. Edwin R. Egribe  
 Undersecretary